

# Number Plates ENDURO 1

N° 2 to 199



**FIM:**  
ALWAYS ON TOP LEFT OF THE FRONT PLATE  
1x on the Front Plate  
1x on each Side Plate  
57x40mm min.  
Respect the clearance around the logo

**Paulo Duarte**  
GROUP

**Paulo Duarte Group:**  
FRONT PLATE: 2x WITH FREE POSITIONING  
BUT TO BE PLACED AT THE BOTTOM  
WHEN POSSIBLE (DEPENDING ON THE AVAILABLE SPACE)  
SIDE PLATES: 1x WITH FREE POSITIONING  
90x30mm min.  
Respect the white background and its clearance.




**Enduro-Class:**  
ALWAYS ON TOP RIGHT OF THE FRONT PLATE  
Choose the logo depending on your class  
1x on the Front Plate  
1x on each Side Plate  
Height 36mm



**Numbers:**  
No restrictions as long as you follow  
the new number system.  
Font family is free.

↓ [DOWNLOAD LOGOS](#)



# Number Plates ENDURO 2

N° 2 to 199



**FIM:**  
ALWAYS ON TOP LEFT OF THE FRONT PLATE  
1x on the Front Plate  
1x on each Side Plate  
57x40mm min.  
Respect the clearance around the logo

**Paulo Duarte**  
GROUP

**Paulo Duarte Group:**  
FRONT PLATE: 2x WITH FREE POSITIONING  
BUT TO BE PLACED AT THE BOTTOM  
WHEN POSSIBLE (DEPENDING ON THE AVAILABLE SPACE)  
SIDE PLATES: 1x WITH FREE POSITIONING  
90x30mm min.  
Respect the white background and its clearance.

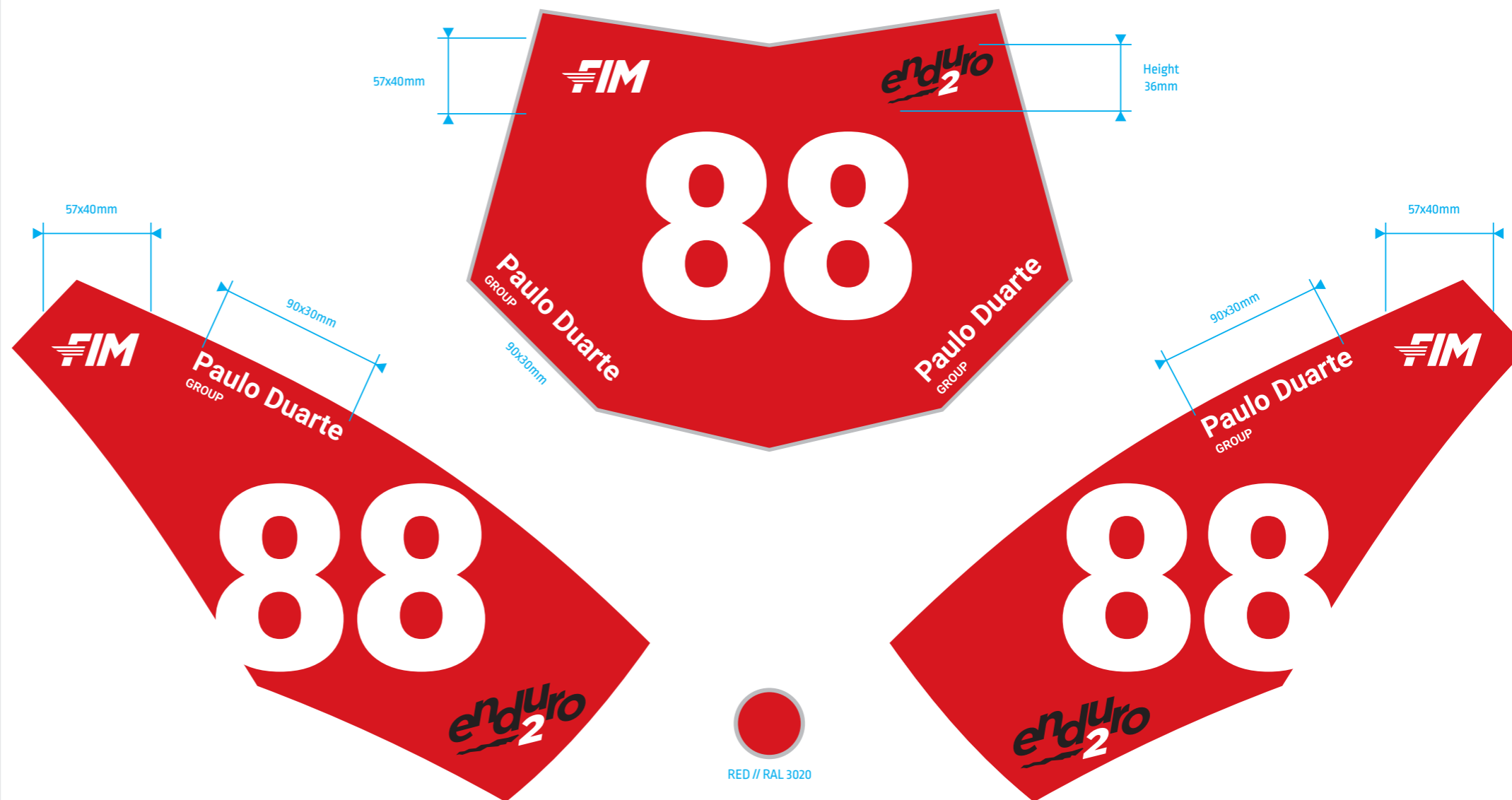


**Enduro-Class:**  
ALWAYS ON TOP RIGHT OF THE FRONT PLATE  
Choose the logo depending on your class  
1x on the Front Plate  
1x on each Side Plate  
Height 36mm



**Numbers:**  
No restrictions as long as you follow  
the new number system.  
Font family is free.

↓ [DOWNLOAD LOGOS](#)



# Number Plates ENDURO 3

N° 2 to 199



**FIM:**  
ALWAYS ON TOP LEFT OF THE FRONT PLATE  
1x on the Front Plate  
1x on each Side Plate  
57x40mm min.  
Respect the clearance around the logo

**Paulo Duarte**  
GROUP

**Paulo Duarte Group:**  
FRONT PLATE: 2x WITH FREE POSITIONING  
BUT TO BE PLACED AT THE BOTTOM  
WHEN POSSIBLE (DEPENDING ON THE AVAILABLE SPACE)  
SIDE PLATES: 1x WITH FREE POSITIONING  
90x30mm min.  
Respect the white background and its clearance.



**Enduro-Class:**  
ALWAYS ON TOP RIGHT OF THE FRONT PLATE  
Choose the logo depending on your class  
1x on the Front Plate  
1x on each Side Plate  
Height 36mm



**Numbers:**  
No restrictions as long as you follow  
the new number system.  
Font family is free.

↓ [DOWNLOAD LOGOS](#)



# Number Plates ENDURO Junior 1

N° 2 to 199



**FIM:**  
ALWAYS ON TOP LEFT OF THE FRONT PLATE  
1x on the Front Plate  
1x on each Side Plate  
57x40mm min.  
Respect the clearance around the logo

**Paulo Duarte**  
GROUP

**Paulo Duarte Group:**  
FRONT PLATE: 2x WITH FREE POSITIONING  
BUT TO BE PLACED AT THE BOTTOM  
WHEN POSSIBLE (DEPENDING ON THE AVAILABLE SPACE)  
SIDE PLATES: 1x WITH FREE POSITIONING  
90x30mm min.  
Respect the white background and its clearance.




**Enduro-Class:**  
ALWAYS ON TOP RIGHT OF THE FRONT PLATE  
Choose the logo depending on your class  
1x on the Front Plate  
1x on each Side Plate  
Height 36mm

**88**

**Numbers:**  
No restrictions as long as you follow  
the new number system.  
Font family is free.

↓ [DOWNLOAD LOGOS](#)



# Number Plates ENDURO Junior 2

N° 2 to 199



**FIM:**  
ALWAYS ON TOP LEFT OF THE FRONT PLATE  
1x on the Front Plate  
1x on each Side Plate  
57x40mm min.  
Respect the clearance around the logo

**Paulo Duarte**  
GROUP

**Paulo Duarte Group:**  
FRONT PLATE: 2x WITH FREE POSITIONING  
BUT TO BE PLACED AT THE BOTTOM  
WHEN POSSIBLE (DEPENDING ON THE AVAILABLE SPACE)  
SIDE PLATES: 1x WITH FREE POSITIONING  
90x30mm min.  
Respect the white background and its clearance.




**Enduro-Class:**  
ALWAYS ON TOP RIGHT OF THE FRONT PLATE  
Choose the logo depending on your class  
1x on the Front Plate  
1x on each Side Plate  
Height 36mm



**Numbers:**  
No restrictions as long as you follow  
the new number system.  
Font family is free.

↓ DOWNLOAD LOGOS



# Number Plates ENDURO Youth

N° 2 to 199



**FIM:**  
ALWAYS ON TOP LEFT OF THE FRONT PLATE  
1x on the Front Plate  
1x on each Side Plate  
57x40mm min.  
Respect the clearspace  
around the logo

**Paulo Duarte**  
GROUP

**Paulo Duarte Group:**  
FRONT PLATE: 2x WITH FREE POSITIONNING  
BUT TO BE PLACED AT THE BOTTOM  
WHEN POSSIBLE (DEPENDING ON THE AVAILABLE SPACE)  
SIDE PLATES: 1x WITH FREE POSITIONNING  
90x30mm min.  
Respect the white background and its clearspace.




**Enduro-Class:**  
ALWAYS ON TOP RIGHT OF THE FRONT PLATE  
Choose the logo depending on your class  
1x on the Front Plate  
1x on each Side Plate  
Height 36mm



**Numbers:**  
No restrictions as long as you follow  
the new number system.  
Font family is free.

↓ [DOWNLOAD LOGOS](#)



# Number Plates ENDURO Women

N° 401 to 499



**FIM:**  
ALWAYS ON TOP LEFT OF THE FRONT PLATE  
1x on the Front Plate  
1x on each Side Plate  
57x40mm min.  
Respect the clearance around the logo

**Paulo Duarte**  
GROUP

**Paulo Duarte Group:**  
FRONT PLATE: 2x WITH FREE POSITIONING  
BUT TO BE PLACED AT THE BOTTOM  
WHEN POSSIBLE (DEPENDING ON THE AVAILABLE SPACE)  
SIDE PLATES: 1x WITH FREE POSITIONING  
90x30mm min.  
Respect the white background and its clearance.

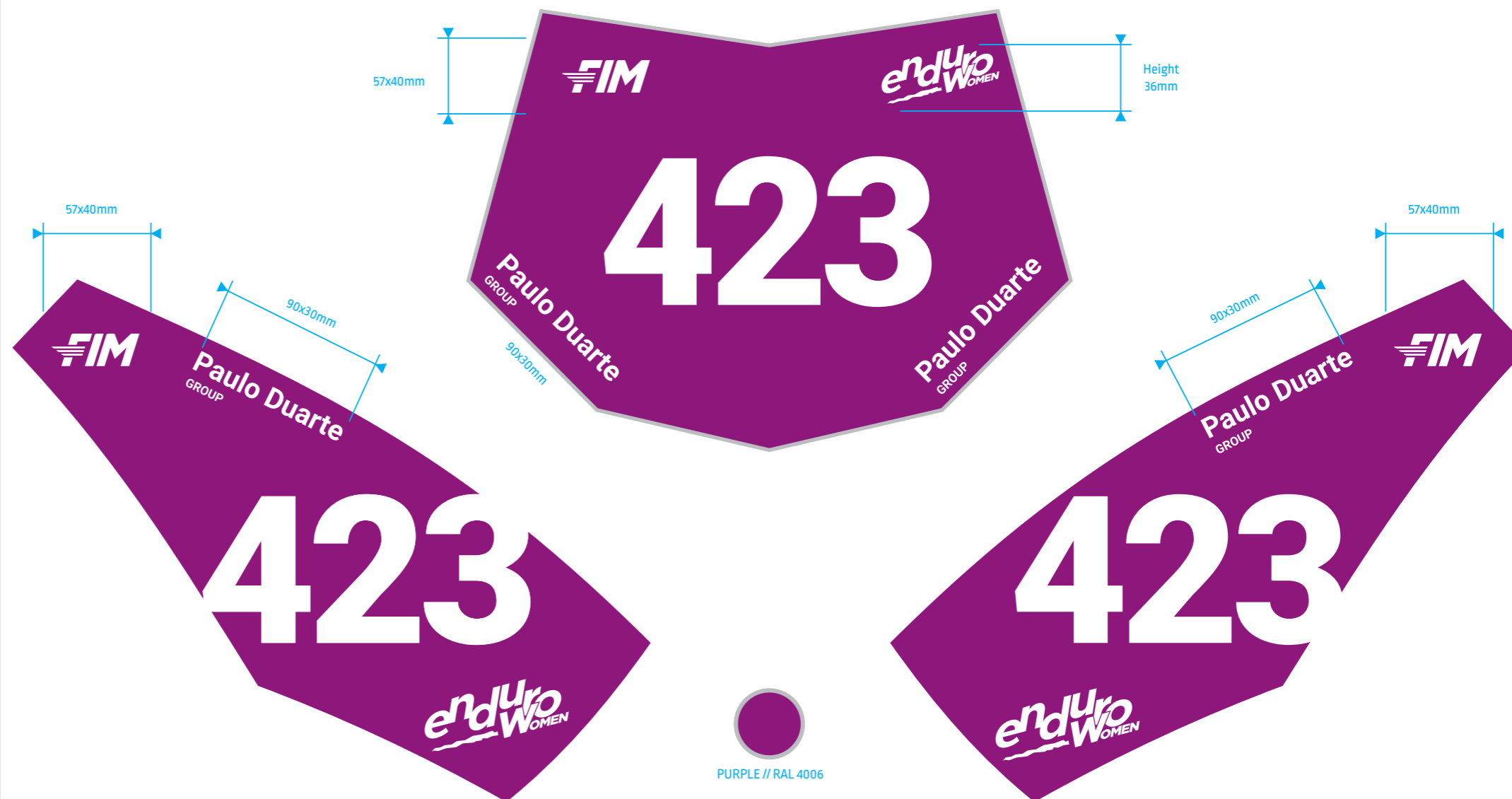


**Enduro-Class:**  
ALWAYS ON TOP RIGHT OF THE FRONT PLATE  
Choose the logo depending on your class  
1x on the Front Plate  
1x on each Side Plate  
Height 36mm

**422**

**Numbers:**  
No restrictions as long as you follow  
the new number system.  
Font family is free.

↓ [DOWNLOAD LOGOS](#)



# Number Plates ENDURO Women Junior

Nº 401 to 499



**FIM:**  
ALWAYS ON TOP LEFT OF THE FRONT PLATE  
1x on the Front Plate  
1x on each Side Plate  
57x40mm min.  
Respect the clearspace around the logo

**Paulo Duarte**  
GROUP

**Paulo Duarte Group:**  
FRONT PLATE: 2x WITH FREE POSITIONNING BUT TO BE PLACED AT THE BOTTOM WHEN POSSIBLE (DEPENDING ON THE AVAILABLE SPACE)  
SIDE PLATES: 1x WITH FREE POSITIONNING 90x30mm min.  
Respect the white background and its clearspace.

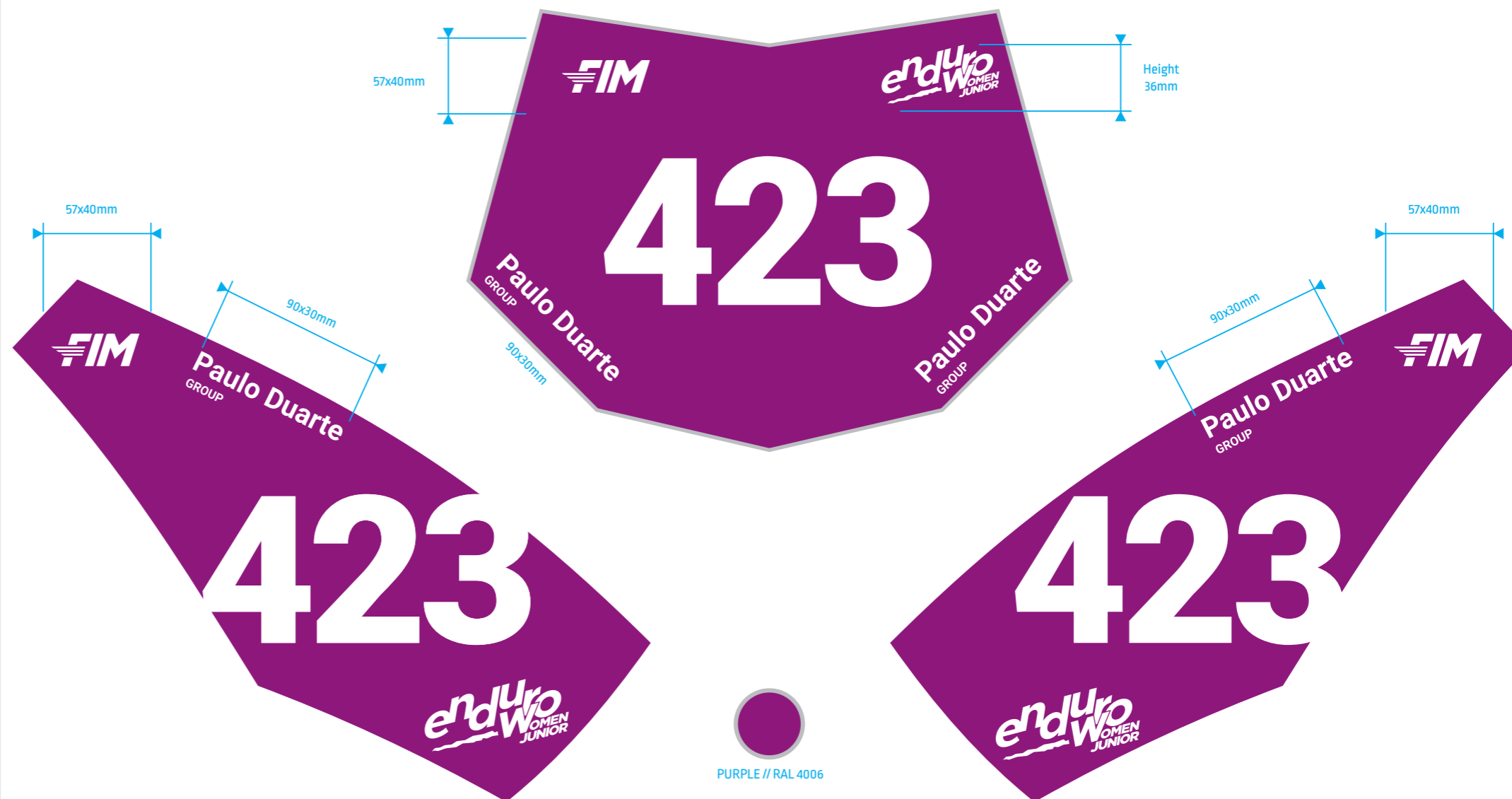


**Enduro-Class:**  
ALWAYS ON TOP RIGHT OF THE FRONT PLATE  
Choose the logo depending on your class  
1x on the Front Plate  
1x on each Side Plate  
Height 36mm

**422**

**Numbers:**  
No restrictions as long as you follow the new number system.  
Font family is free.

↓ DOWNLOAD LOGOS





# Number Plates ENDURO Open 2

Nº 501 to 599



**FIM:**  
ALWAYS ON TOP LEFT OF THE FRONT PLATE  
1x on the Front Plate  
1x on each Side Plate  
57x40mm min.  
Respect the clearance around the logo

**Paulo Duarte**  
GROUP

**Paulo Duarte Group:**  
FRONT PLATE: 2x WITH FREE POSITIONING  
BUT TO BE PLACED AT THE BOTTOM  
WHEN POSSIBLE (DEPENDING ON THE AVAILABLE SPACE)  
SIDE PLATES: 1x WITH FREE POSITIONING  
90x30mm min.  
Respect the white background and its clearance.



**Enduro-Class:**  
ALWAYS ON TOP RIGHT OF THE FRONT PLATE  
Choose the logo depending on your class  
1x on the Front Plate  
1x on each Side Plate  
Height 36mm

**533**

**Numbers:**  
No restrictions as long as you follow  
the new number system.  
Font family is free.

↓ [DOWNLOAD LOGOS](#)



# Number Plates ENDURO Open 4

Nº 601 to 699



**FIM:**  
ALWAYS ON TOP LEFT OF THE FRONT PLATE  
1x on the Front Plate  
1x on each Side Plate  
57x40mm min.  
Respect the clearance around the logo

**Paulo Duarte**  
GROUP

**Paulo Duarte Group:**  
FRONT PLATE: 2x WITH FREE POSITIONING  
BUT TO BE PLACED AT THE BOTTOM  
WHEN POSSIBLE (DEPENDING ON THE AVAILABLE SPACE)  
SIDE PLATES: 1x WITH FREE POSITIONING  
90x30mm min.  
Respect the white background and its clearance.



**Enduro-Class:**  
ALWAYS ON TOP RIGHT OF THE FRONT PLATE  
Choose the logo depending on your class  
1x on the Front Plate  
1x on each Side Plate  
Height 36mm

644

**Numbers:**  
No restrictions as long as you follow  
the new number system.  
Font family is free.

↓ DOWNLOAD LOGOS



# Number Plates ENDURO Open S

Nº 701 to 799



**FIM:**  
ALWAYS ON TOP LEFT OF THE FRONT PLATE  
1x on the Front Plate  
1x on each Side Plate  
57x40mm min.  
Respect the clearance around the logo

**Paulo Duarte**  
GROUP

**Paulo Duarte Group:**  
FRONT PLATE: 2x WITH FREE POSITIONING  
BUT TO BE PLACED AT THE BOTTOM  
WHEN POSSIBLE (DEPENDING ON THE AVAILABLE SPACE)  
SIDE PLATES: 1x WITH FREE POSITIONING  
90x30mm min.  
Respect the white background and its clearance.



**Enduro-Class:**  
ALWAYS ON TOP RIGHT OF THE FRONT PLATE  
Choose the logo depending on your class  
1x on the Front Plate  
1x on each Side Plate  
Height 36mm

**755**

**Numbers:**  
No restrictions as long as you follow  
the new number system.  
Font family is free.

↓ DOWNLOAD LOGOS

